

### 1530 nm LASER DIODE MODULES UNCOOLED MQW-FP LD WITH PIGTAIL

### FL-5300-1530 SERIES

#### FEATURES

- ◇ 1530 nm typical emission wavelength
- ◇ High reliability, long operation life
- ◇ High temperature operation without active cooling
- ◇ Build-in InGaAs monitor

#### APPLICATION

Trunk Line, FitL

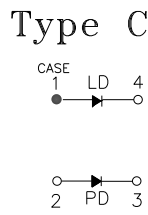
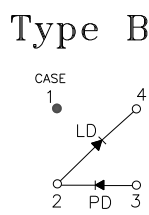
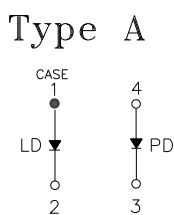
#### DESCRIPTION

FL-5300-1530 series are designed for coupling a single mode optical fiber with 1530 nm MQW-FP uncooled laser diode. FL-5300-1530 series are the best kits as light sources for telecom and datacom applications.

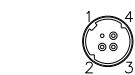
ELECTRICAL AND OPTICAL CHARACTERISTICS (T <sub>c</sub> =25 °C)						
Symbol	Parameter	Test Conditions	Min.	Typ.	Max.	Unit
I <sub>th</sub>	Threshold Current	CW		10	15	mA
V <sub>OP</sub>	Operating Voltage	CW, I <sub>F</sub> = I <sub>th</sub> +20mA		1.2	1.5	V
P <sub>f</sub>	Optical Output Power Part No:FL-530XX FL-531XX FL-532XX FL-533XX FL-534XX	CW, I <sub>F</sub> = I <sub>th</sub> +20mA	0.2 0.5 1.0 2.0 3.0		0.5 1.0 2.0 3.0 -	mW
λ <sub>c</sub>	Center Wavelength	CW, I <sub>th</sub> +20mA	1505	1530	1555	nm
Δ λ	Spectral Width	CW, I <sub>th</sub> +20mA, RMS (σ)			3	nm
t <sub>r</sub> , t <sub>f</sub>	Rise And Fall Times Part No:FL-53XX FL-53XXS	I <sub>F</sub> =I <sub>th</sub> , I <sub>th</sub> +20mA, 20~ 80%			226 150	ps
Δ P <sub>f</sub> / P <sub>f</sub>	Tracking Error	APC, -40~+85 °C	-1.5		1.5	dB
I <sub>m</sub>	PD Monitor Current	CW, I <sub>th</sub> +20mA, V <sub>RD</sub> =1V	100			μA
I <sub>D</sub>	PD Dark Current	V <sub>RD</sub> =5V			0.1	μA
C <sub>t</sub>	PD Capacitance	V <sub>RD</sub> =5V, f=1MHz		10	15	pF

ABSOLUTE MAXIMUM RATINGS (T <sub>c</sub> =25 °C)			
Symbol	Parameter	Ratings	Unit
P <sub>o</sub>	Optical Output Power (530XX/531XX/532XX/533XX/534XX)	0.7/1.5/2.5/3.5/4	mW
V <sub>RL</sub>	LD Reverse Voltage	2	V
V <sub>RD</sub>	PD Reverse Voltage	10	V
I <sub>FD</sub>	PD Forward Current	1.0	mA
T <sub>opr</sub>	Operating Temperature	-40~+85	°C
T <sub>stg</sub>	Storage Temperature	-40~+85	°C

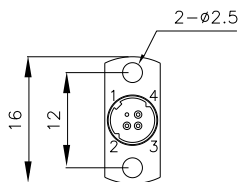
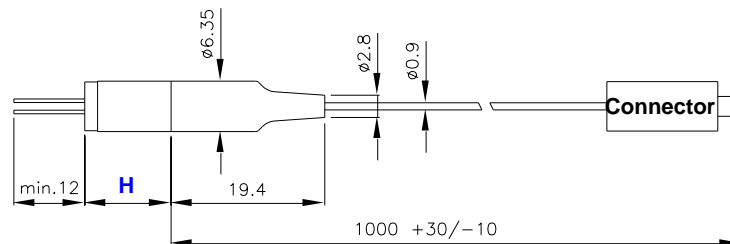
### MECHANICAL DIMENSION (mm) and PIN ASSIGNMENT



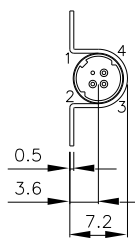
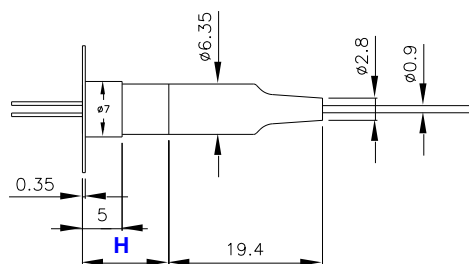
P/N	H
FL-530XX-1530-XXX FL-531XX-1530-XXX	7.6
FL-532XX-1530-XXS FL-533XX-1530-XXS	9
FL-534XX-1530-XXS	10.9



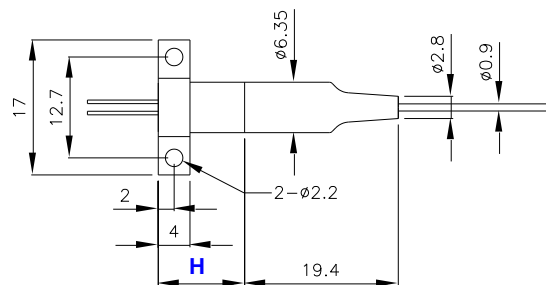
**Flangeless**



**Vertical Flange**



**Horizontal Flange**



**Note:** Specifications subject to change without notice.

**OPTOWAY TECHNOLOGY INC.**

No.38, Kuang Fu S. Road, Hu Kou, Hsin Chu Industrial Park, Hsin Chu, Taiwan 303

Tel: 886-3-5979798

Fax: 886-3-5979737

e-mail: [sales@optoway.com](mailto:sales@optoway.com)

http: // [www.optoway.com](http://www.optoway.com)

6/1/2018 V2.0

\*\*\*\*\*

### ORDER INFORMATION

Part No.: F L - 5 3    - 1 5 3 0 -

Code	Pout (mW)
0	0.2
1	0.5
2	1
3	2
4	3

Code	Pin Assignment
0	Type A
5	Type B
8	Type C

Code	Flange
V	Vertical
H	Horizontal
X	No Flange

Code	Speed
Blank	1.25 Gbps
S	2.5 Gbps

Code	Isolator
Blank (1)	No
S	Single-Stage

Code	Connector
S	SC/PC
F	FC/PC
T	ST/PC
L	LC/PC
X	No connector
SA	SC/APC
FA	FC/APC
TA	ST/APC
LA	LC/APC

### Note:

(1)FL-532X,FL-533X and FL-534X series have not the products without isolators.

### Revision History

Version	Subject	Release Date
1.0	Initial datasheet	8/7/2017
2.0	Change tracing Error to +/- 1.5dB	6/1/2018

\*\*\*\*\*