

## 3.3V / 622 Mbps InGaAs PIN-TIA Receiver

## PT-5130 Series

InGaAs PIN-TIA Receiver

### FEATURES

- ◇ InGaAs/InP PIN Photodiode with AGC transimpedance amplifier
- ◇ Differential ended output
- ◇ Single +3.3V operation
- ◇ Speed Up to 622 Mbps
- ◇ - 40~+85 °C operation temperature

### DESCRIPTION

PT-5130 series is designed as optical signal receivers with AGC transimpedance amplifier. Their wide dynamic ranges, differential outputs are suited for datacom and telecom applications, especially SONET OC-12/ SDH STM-4.

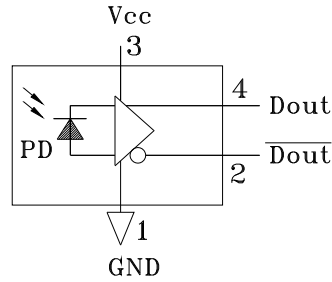
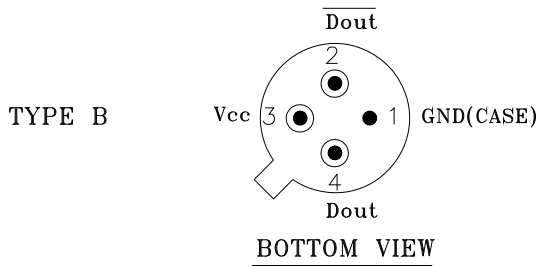
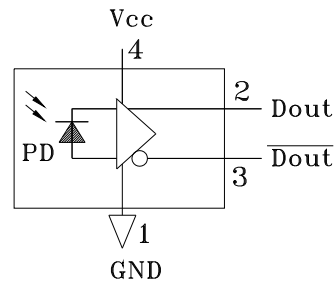
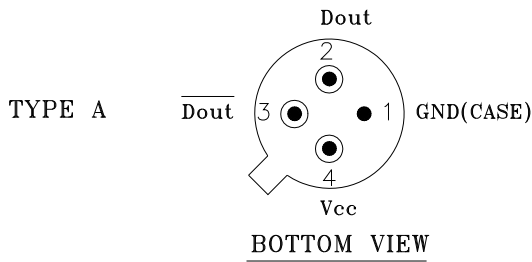
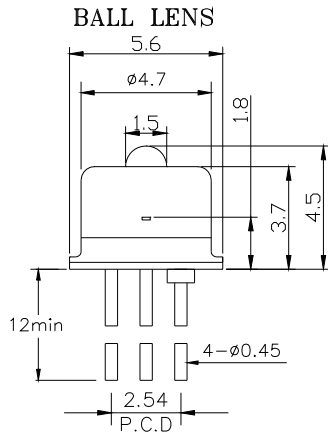
AC / ELECTRICAL AND OPTICAL CHARACTERISTICS (T <sub>C</sub> =25°C)						
Symbol	Parameter	Test Conditions	Min.	Typ.	Max.	Unit
	Detection Range		1100	1310	1650	nm
	Active Area			75		μm
G	Differential Gain	λ =1300 nm, 50 MHz	16	20	24	V/mW
BW	Bandwidth	-3 dB point	450	-	-	MHz
Psat	Saturation Power	λ =1300nm	-3		-	dBm
Sens	Sensitivity	BER=10 <sup>-10</sup> at 622Mbps	-	-31	-30	dBm
Rout	Output Resistance		-	50	65	ohm
	Speed			622		Mbps

DC / ELECTRICAL CHARACTERISTICS (T <sub>C</sub> =25°C)					
Symbol	Parameter	Min.	Typ.	Max.	Unit
V <sub>CC</sub>	Power Supply	3.1	3.3	3.5	V
I <sub>CC</sub>	Supply Current (no load)	-	30	50	mA

ABSOLUTE MAXIMUM RATING (T <sub>C</sub> =25 °C)			
Symbol	Parameter	Value	Unit
V	Voltage	4.5	V
T <sub>opr</sub>	Operating Temperature	-40~+85	°C
T <sub>stg</sub>	Storage Temperature	-40~+85	°C

\*\*\*\*\*

## MECHANICAL DIMENSION (mm) and PIN ASSIGNMENT



**Note:** Specifications subject to change without notice.

## ORDER INFORMATION

Part No.: P T - 5 1 3 0

Code	PIN Assignment
Blank	Type A
B	Type B

\*\*\*\*\*

\*\*\*\*\*

## Revision History

Version	Subject	Release Date
1.0	Initial datasheet	2003/4/1

\*\*\*\*\*